


PM Series

ELECTRIC CLEAN WATER PUMP

Electric peripheral turbine water pump, capable of the developing high pressure against low power consumption.

Main application: water circulation and domestic power boosting.



CONSTRUCTION:

PUMP Peripheral

Pump Body: Cast Iron

Impeller: Brass

Mechanical Seal: Carbon / Ceramic / Stainless steel

MOTOR Single Phase Heavy Duty Continuous Work

Motor Housing: Aluminium

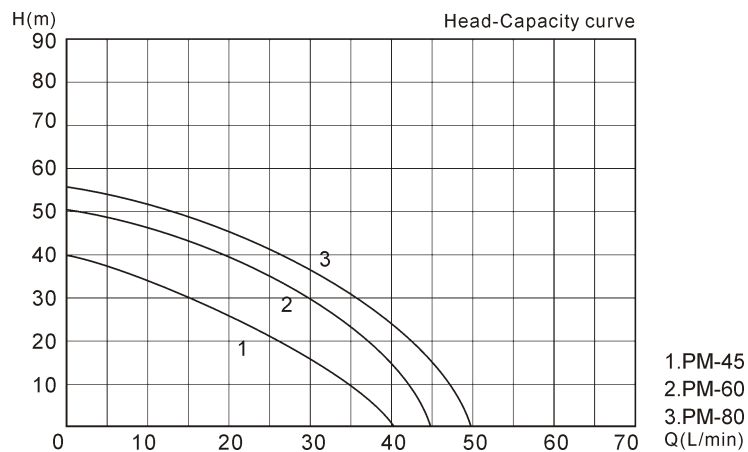
Shaft: Carbon Steel / Stainless Steel

Insulation: Class B / Class F

Protection: IP44 / IP54

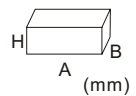
Cooling: External ventilation

PM-45



TECHNICAL DATA

Model	Power		Q.max. L/min	H.max. m	Suct.max. M	Speed r.p.m	Inlet/Outlet mm	PACKAGE DIMENSIONS & G.W.			
	HP	kW						A	B	H	kg
PM-45	0.50	0.37	40	40		2850	25x25	260	150	185	6.20
PM-60	0.75	0.55	45	50	9	2850	25x25	335	180	200	9.60
PM-80	1	0.75	50	55		2850	40x40	335	200	200	10.20



* 110V, 110V/220V, 60Hz etc. models are available on request.