

JSP Series

SELF-PRIMING PUMP

JSP series self-priming pumps are high efficient jetting pump with excellent suction even when there are air bubbles. The pump consists a single impeller, centrifugal pump and a nozzle with a jet pipe. The series pumps are particularly suitable for water supplying in domestic installations, small-scale agriculture watering and where self-priming operation is demanded.



JSP-355A

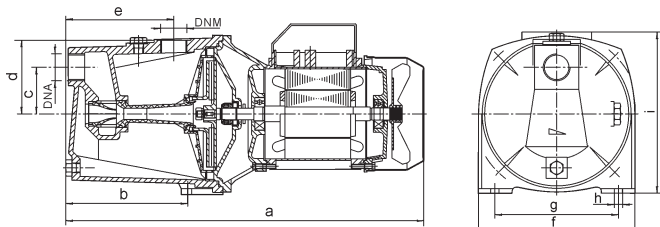
CONSTRUCTION:

PUMP Peripheral

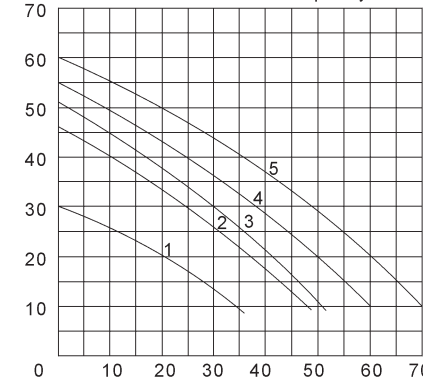
Pump Body: Cast Iron
 Impeller: Brass / P.P.O. Plastics
 Mechanical Seal: Carbon / Ceramic / Stainless steel

MOTOR Single Phase Heavy Duty Continuous Work

Motor Housing: Aluminum
 Shaft: Carbon Steel / Stainless Steel
 Insulation: Class B / Class F
 Protection: IP44 / IP54
 Cooling: External ventilation



Head-Capacity curve



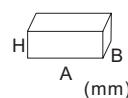
- 1. JSP-100A
- 2. JSP-225A
- 3. JSP-355A
- 4. JSP-1200
- 5. JSP-1400

OVERALL & INSTALLATION DIMENSIONS

Model	DIMENSIONS (mm)														
	DNA	DNM	a	b	c	d	e	f	g	h	i	j	k	l	m
JSP-100A	1"	1"	382	132	45	71	122	157	124	10	176	--	--	--	--
JSP-255A	1"	1"	435	148	57	88	130	191	144	10	200	--	--	--	--
JSP-355A	1"	1"	435	148	57	88	130	191	144	10	200	--	--	--	--
JSP-1200	1"	1"	515	169	68	101	168	209	163	10	218	--	--	--	--
JSP-1400	1"	1"	515	169	68	101	168	209	163	10	218	--	--	--	--

PERFORMANCE SPECIFICATIONS

Model	Power		Q.max. L/min	H.max. m	Suct.max. m	Speed r.p.m	Inlet/Outlet mm	PACKAGE DIMENSIONS & G.W.				
	HP	kW						A	B	H	kg	1x20"FCL
JSP-100A	0.45	0.30	36	30	9	2850	25x25	410	185	220	12.2	1320PCS
JSP-255A	0.80	0.60	48	46			25x25	480	210	220	16.3	1320PCS
JSP-355A	1	0.75	52	51			25x25	480	210	220	17.3	1320PCS
JSP-1200	1.5	1.1	60	55			30x35	580	250	320	32.0	800PCS
JSP-1400	2.0	1.5	70	60			30x35	580	250	320	35.0	800PCS



* 110V, 110V/220V, 60Hz etc. models are available on request.