

JET-L Series SELF-PRIMING PUMP

JET-L series self-priming pumps are high efficient jetting pump with excellent suction even when there are air bubbles. The pump consists a single impeller, centrifugal pump and a nozzle with a jet pipe. The series pumps are particularly suitable for water supplying in domestic installations, small-scale agriculture watering and where self-priming operation is demanded.



CONSTRUCTION:

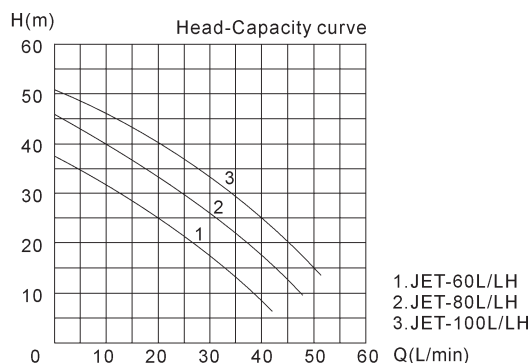
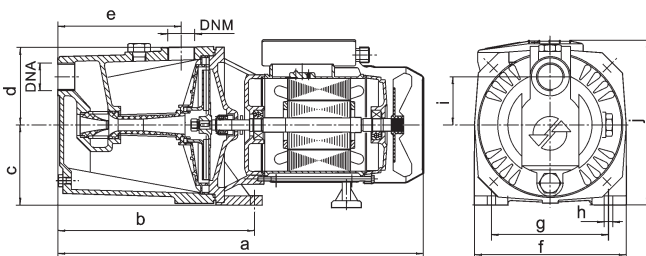
PUMP Peripheral

Pump Body: Cast Iron
Impeller: Brass / P.P.O. Plastics / Aluminum
Mechanical Seal: Carbon / Ceramic / Stainless steel
NOZZLE: P.P.O / Aluminum
JET PIPE: P.P.O / Aluminum
DIFFUSSOR: P.P.O / Aluminum / Cast Iron

MOTOR Single Phase Heavy Duty Continuous Work

Motor Housing: Aluminium
Shaft: Carbon Steel / Stainless Steel
Insulation: Class B / Class F
Protection: IP44 / IP54
Cooling: External ventilation

JET-100L

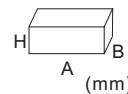


OVERALL & INSTALLATION DIMENSIONS

Model	DIMENSIONS (mm)														
	DNA	DNM	a	b	c	d	e	f	g	h	i	j	k	l	m
JET-60L/LH	1"	1"	435	238	90	94	150	182	141	9	57	198	--	--	--
JET-80L/LH	1"	1"	435	238	90	94	150	182	141	9	57	198	--	--	--
JET-100L/LH	1"	1"	435	238	90	94	150	182	141	9	57	198	--	--	--

PERFORMANCE SPECIFICATIONS

Model	Power		Q.max. L/min	H.max. m	Suct.max. m	Speed r.p.m	Inlet/Outlet mm	PACKAGE DIMENSIONS & G.W.				
	HP	kW						A	B	H	kg	1x20"FCL
JET-60L	0.60	0.46	42	38	9	2850	25x25	480	210	220	15.2	1320PCS
JET-80L	0.80	0.60	48	46			25x25	480	210	220	16.2	1320PCS
JET-100L	1.0	0.75	52	51			25x25	480	210	220	17.2	1320PCS



* 110V, 110V/220V, 60Hz etc. models are available on request.