

IDB Series

ELECTRIC CLEAN WATER PUMP

IDB series clean water pumps are high efficient household electric pumps, with the miniature heavy-duty electric motor and the peripheral pump coupled directly. They have the advantages of simple construction, small measurement, light weight, higher head, easy operation and maintenance.

They do well in carrying clean water or the liquid whose physical and chemical nature similar to the clean water, not exceeding 40°C. They are ideal for household well water pumping, water injection supplying, car washing, and garden watering etc.



IDB-60

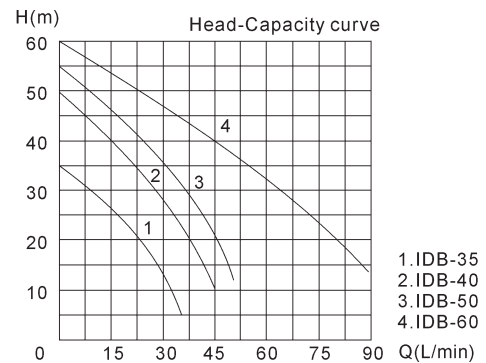
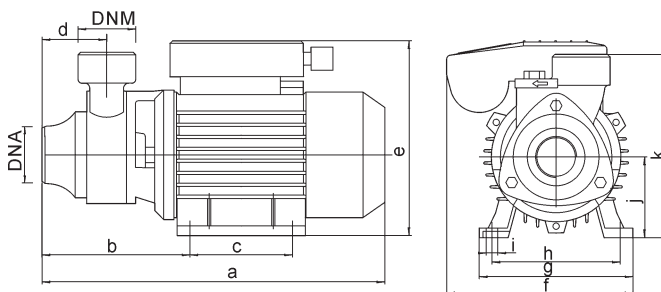
CONSTRUCTION:

PUMP Peripheral

Pump Body: Cast Iron
 Impeller: Brass
 Mechanical Seal: Carbon / Ceramic / Stainless steel
 Front cover: Cast Iron / Aluminium with Brass insert

MOTOR Single Phase Heavy Duty Continuous Work

Motor Housing: Aluminium
 Shaft: Carbon Steel / Stainless Steel
 Insulation: Class B / Class F
 Protection: IP44 / IP54
 Cooling: External ventilation

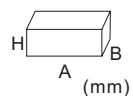


OVERALL & INSTALLATION DIMENSIONS

Model	DIMENSIONS (mm)														
	DNA	DNM	a	b	c	d	e	f	g	h	i	j	k	l	m
IDB-35	1"	1"	262	115	80	50	155	142	118	100	10	63	143	--	--
IDB-40	1"	1"	305	120	90	55	176	155	136	112	10	71	152	--	--
IDB-50	1.5"	1.5"	305	120	90	55	176	155	136	112	10	71	152	--	--
IDB-60	1.5"	1.5"	380	138	100	68	182	180	162	130	10	80	156	--	--

PERFORMANCE SPECIFICATIONS

Model	Power		Q.max. L/min	H.max. m	Suct.max. m	Speed r.p.m	Inlet/Outlet mm	PACKAGE DIMENSIONS & G.W.			
	HP	kW						A	B	H	kg
IDB-35	0.5	0.37	35	35	9	2850	25x25	285	150	185	5.4
IDB-40	0.75	0.55	45	50			25x25	335	180	200	9.6
IDB-50	1	0.75	50	55			40x40	335	180	200	10.2
IDB-60	1.5	1.1	90	60			40x40	425	200	225	22.0



* 110V, 110V/220V, 60Hz etc. models are available on request.