

DKM Series

CENTRIFUGAL PUMP

DKM series centrifugal pumps are singlestage, high efficient electric pumps, consisted of a miniature motor and a single impeller centrifugal pump. They have a good performance in Big Capacity and High Head. They are widely used in well-pumping, water supplying, decanting, mixing and irrigating for civil, industry and agriculture, etc.



2DKm-16
2DKm-20

CONSTRUCT:

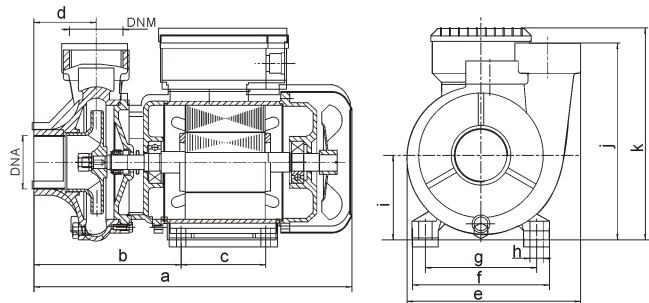
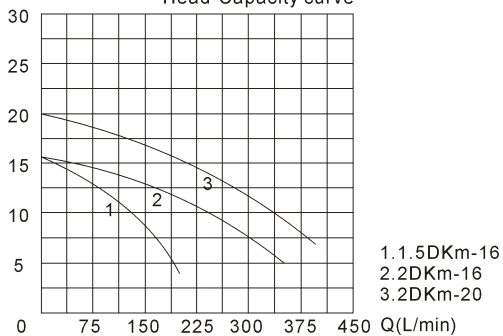
PUMP Peripheral

Pump Body: Cast Iron
Impeller: Brass / Cast Iron
Mechanical Seal: Carbon / Ceramic / Stainless steel

MOTOR Single Phase Heavy Duty Continuous Work

Motor Housing: Aluminium / Cast Iron
Shaft: Carbon Steel / Stainless Steel
Insulation: Class B / Class F
Protection: IP44 / IP54
Cooling: External ventilation

H(m) Head-Capacity curve

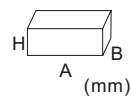


OVERALL & INSTALLATION DIMENSIONS

Model	DIMENSIONS (mm)														
	DNA	DNM	a	b	c	d	e	f	g	h	i	j	k	l	m
1.5DKm-16	1.5"	1.5"	330	155	90	45	190	138	110	10	80	--	199	--	--
2DKm-16	2"	2"	360	162	92	61	185	162	130	10	90	--	207	--	--
2DKm-20	2"	2"	360	162	92	61	185	162	130	10	90	--	207	--	--

PERFORMANCE SPECIFICATIONS

Model	Power		Q.max. L/min	H.max. m	Suct.max. m	Speed r.p.m	Inlet/Outlet mm	PACKAGE DIMENSIONS & G.W.			
	HP	KW						A	B	H	Kg
1.5DKm-16	1.0	0.75	180	16	9	2850	40x40	360	220	230	16.5
2DKm-16	1.5	1.1	350	16			50x50	380	235	250	23.0
2DKm-20	2.0	1.5	380	20			50x50	380	235	250	26.0



* 110V, 110V/220V, 60Hz etc. models are available on request.